

ANNEXE C / SCHEDULE C

1 - EXEMPLES DE COURS - EXAMPLES OF YARDS

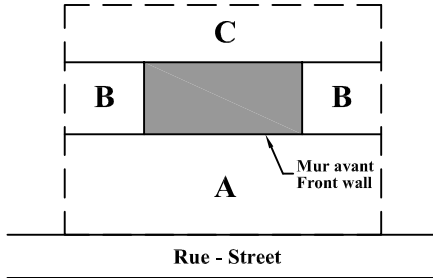


Figure A

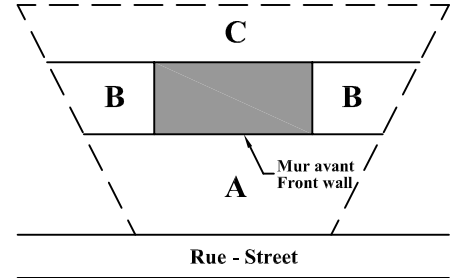


Figure B

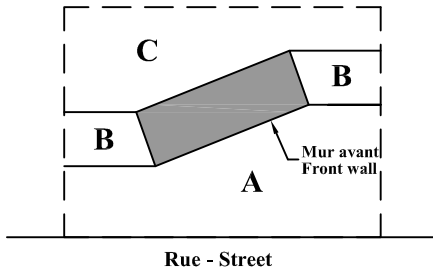


Figure C

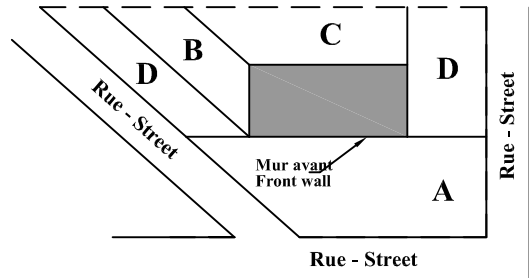


Figure D

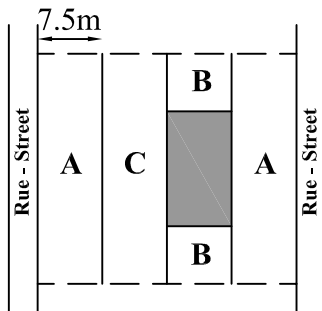


Figure E

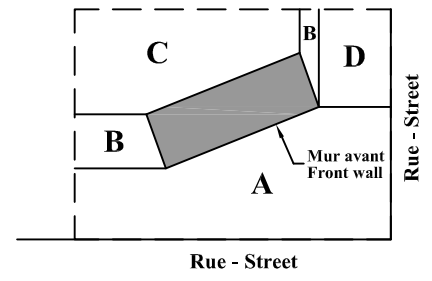


Figure F

LÉGENDE - LEGEND

- A: Cour avant - Front yard
- B: Cour latérale - Side yard
- C: Cour arrière - Rear yard
- D: Cour de flanc - Flankage yard
- - - : Limite du lot - Property line
- : Bâtiment - Building

2 - TRIANGLE DE VISIBILITÉ - SIGHT TRIANGLE

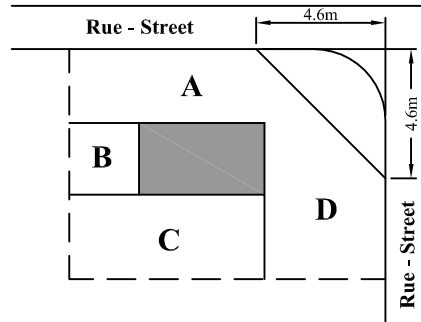



Figure A

LÉGENDE - LEGEND	
A:	Cour avant - Front yard
B:	Cour latérale - Side yard
C:	Cour arrière - Rear yard
D:	Cour de flanc - Flankage yard
— — —	:Limite du lot - Property line
	: Bâtiment - Building

3 - HAUTEUR DES CLÔTURES - HEIGHT OF FENCES

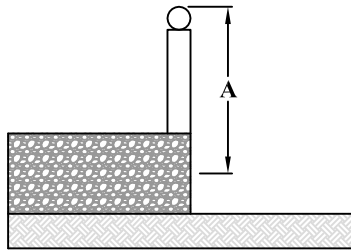


Figure A

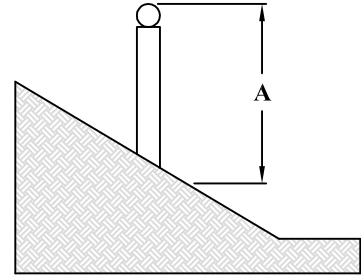


Figure B

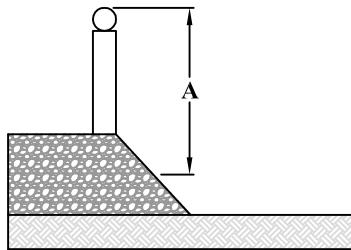


Figure C

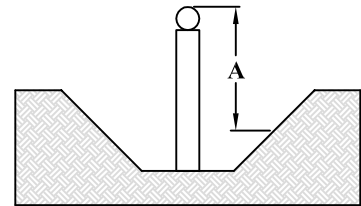


Figure D

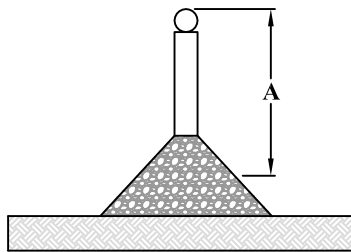


Figure E

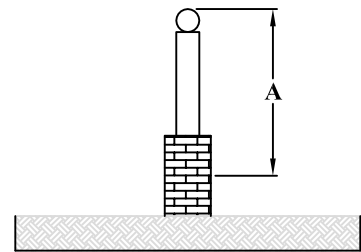
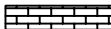




Figure F

LÉGENDE - LEGEND

 : Clôture - Fence

 : Muret - Low wall

 : Mur de rétention / remblai - Retaining wall / embankment

 : Sol original - Grade level

A : Hauteur réglementaire = Hauteur de la clôture mesurée à partir de la moyenne entre le niveau du sol original et le niveau du remblai, du déblai ou du mur de rétention.
Regulated height = the height of the fence measured from the average between grade level and the level of the embankment, the excavation or the retaining wall.